

Selection Tasks and Key Dates




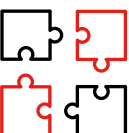


for Semester 1 2017 Intake

Art, Design & Architecture
Communication & Digital Media

Finding out what you need to do to apply for a program with a selection task can be tough work, so we've put all the details in one place for you!

Selection tasks (also known as selection requirements) are tasks that you are required to do in addition to your application for some RMIT programs. Selection tasks allow RMIT to consider your creativity, passion and capacity to succeed in our world-leading programs in art, design and other disciplines.

Steps to Applying

 1 Find out the program and entry requirements from the RMIT website	 2 Prepare early. Take note of important dates. Do not leave your application too late.	 3 Apply via VTAC. Timely closing date: 29 September 2016 Check VTAC website for other dates. www.vtac.edu.au	 4 Start preparing your material, images, folio, and anything else required for the selection tasks.	 5 Complete and submit the selection task/s for all programs that you are applying for.	 6 Wait to hear from RMIT about any next steps. Not all programs will contact applicants. Refer to VTAC Guide.
--	---	---	---	---	---

Know your program

Click on the interest areas below to search for the programs you want to apply for, and you'll find all the selection task requirements and due dates for RMIT's Art, Design & Architecture and Communication & Digital Media programs.

Some programs have multiple selection tasks. Make sure you follow the instructions carefully and prepare early!

Architecture and Urban Design	Animation, Games and Interactive Media	Screen and Media
Communication and Writing	Graphic and Communication Design	Music and Audiovisual
Fashion and Textiles	Interior Design and Decoration	Marketing and Advertising
Fine and Visual Arts	Industrial, Furniture and Product Design	Photography

Need help?

More information and advice about completing your selection task/s is available from [Info Corner](#).



BP250 » Bachelor of Architectural Design

Pre-selection Kit: 4pm Friday 7 October 2016.

Late submissions will not be considered.
Some applicants may be exempt from this pre-selection kit.*

Interview (short-listed only):

Tuesday 6 December – Thursday 8 December, 2016.

Selection Task:

Pre-selection kit

(argforms.rmit.edu.au/BP250)

The pre-selection kit requires a statement of no more than 250 words outlining motivations and aspirations for studying architecture and a design ideas exercise. Requirements and details for the statement and design exercise are outlined in the pre-selection kit.

*To see if you are eligible to be exempt, visit www.rmit.edu.au/programs/bp250

**BP256 » Bachelor of Landscape
Architectural Design**

Pre-selection kit: 5pm Monday 21 November 2016.

Selection Task:

Pre-selection kit

(rmit.service-now.com/rmit-apply)

The pre-selection kit requires a statement of no more than 150 words discussing why you want to study design, and submission of a creative work which includes:

1. Provide a single image - This image is to be of a key creative inspiration, influential creative work or an inspiring space. It can come from any field (e.g., landscape architecture, art, photography, architecture, etc.) or be an example from your own work. The image must be formatted as JPEG or PDF and must be no larger than 5MB or provide a URL to your single image if hosted online.
2. Answer a range of questions in relation to the work you submitted in Part 1 (each response must be a maximum of 100 words).



BP257 » Bachelor of Arts (Creative Writing)

Pre-selection kit: Friday 4 November 2016.

Selection Task:

Pre-selection kit

(rmit.service-now.com/rmit-apply)

The pre-selection kit comprises a statement of up to 500 words outlining your interests and background in creative writing, a statement of up to 500 words outlining your approach to creative writing, and three to four different pieces of creative writing (a combination of fiction or non-fiction, prose, poetry, script, essay) up to 3000 words in total.

**AD016 » Associate Degree in Professional Writing
and Editing**

Pre-selection kit: Thursday 29 September 2016.

Interview (some): October or November 2016.

Selection Task:

Pre-selection kit

(rmit.service-now.com/rmit-apply)

The pre-selection kit comprises a statement of up to 500 words outlining your interest in professional writing and editing and a writing sample, of 1000 word which can be fiction or non-fiction writing, factual writing or a combination.

**C6125 » Advanced Diploma of Professional
Screenwriting**

Pre-selection kit: Thursday 29 September 2016.

Interview (short-listed only):

November or December 2016.*

Selection Task:

Pre-selection kit

(rmit.service-now.com/rmit-apply)

The pre-selection kit comprises a statement of up to 500 words outlining your interest in screenwriting and a writing sample of 2000 word of original writing. This can be a screen story outline and related sample dialogue scenes, or a piece of creative writing.

* If you are required to attend an interview we will contact you via email.

C5314 » Diploma of Professional Writing and Editing

Pre-selection kit: Thursday 29 September 2016.

Interview (short-listed only):

November or December 2016.

Selection Task:

Pre-selection kit

(rmit.service-now.com/rmit-apply)

The pre-selection kit comprises a statement of up to 500 words outlining your interest in writing and editing for the workplace and a writing sample of 1000 words of factual or non-fiction writing, suitable for publication in any media.



- BP121 » Bachelor of Arts (Textile Design)
- BH103 » Bachelor of Fashion (Design) (Honours)
- AD014 » Associate Degree in Fashion Design and Technology
- C4218 » Certificate IV in Textile Design and Development

Folio assessment

Applicants who applied to VTAC before September 29 will be emailed information to book a folio assessment by **5 pm Friday 7 October 2016**.

Folio assessments will be held on Thursday 17 or Monday 21 November 2016 (current year 12 applicants only) and between Saturday 22 and Tuesday 25 October 2016 (all other applicants).

Some applicants for BP121 and BH103 may be exempt from the folio assessment.*

Interview (BP121 and BH103 only)

Short-listed applicants and applicants exempt from a folio assessment are required to attend an interview.

Applicants will be notified **via email** by:
5 pm Friday 25 November 2016

Applicants contacted must attend as assigned on:
1, 2, or 7 December 2016

Selection Task:

Folio Assessment

For your folio assessment you are to bring up to three items, which can include your portfolio, sketchbooks of ideas, garments and accessories.

You should provide a variety of work that expresses your fashion, textiles and/or design interests. It should demonstrate your creative, conceptual and technical ability.

You should include evidence of how ideas were developed and finished work. Include work that shows how you document your ideas and creative thinking. Include any work that demonstrates your potential to follow a design process.

You can include work from secondary school, previous study and personal or work-related design experience (including sketchbooks), and the work can come from a variety of discipline areas (e.g. garment construction, design, wearable art, illustrations, accessories, photography).

You should include a statement with your folio which explains your work to help the Selection Officer understand the purpose and background (maximum 250 words).

If you have pieces which are oversized or overweight, please bring in photographs of this work. CD's, discs or slides of your work are not acceptable. Your work must be clearly labelled with your full name and VTAC or RMIT student number.

* To see if you are eligible to be exempt, visit www.rmit.edu.au/programs/bp121 or www.rmit.edu.au/programs/bh103

C5336 » Diploma of Fashion Styling

Pre-selection kit:

5pm Monday 21 November 2016.

Selection Task:

Folio presentation

Folio presentations will be held on Friday 18 November, Tuesday 22 November 2016 and Monday 12 December 2016.

All applicants who apply before Thursday 29 September 2016 will be emailed information to book a folio presentation by 5pm Friday 7 October 2016.

Folio Presentation

Your folio should include a variety of work that expresses your fashion, and/or design interests. The aim of the folio is to enable you to demonstrate your creative and conceptual abilities. You are encouraged to include evidence of how ideas were developed and the final outcomes of your exploration. The work can come from a variety of discipline areas (e.g. fashion pieces, design, wearable art, illustrations, accessories, photography).

Please include with your application a statement explaining your reasons for wanting to study the program and include details of any relevant work or other experience.

During the folio presentation you will be given the opportunity to discuss your work further.

C5325 » Diploma of Visual Merchandising

Folio presentation:

23 November – 5 December, 2016.

You must telephone (03) 9925 4819 to book your folio presentation by 5pm, Friday 18 November 2016.

On arrangement the folio may be presented digitally.

Selection Task:

Folio presentation

Your folio should contain 15 to 20 images of your work that demonstrate your interests and creative thinking as well as your conceptual, design, problem solving and technical skills.

Your folio should reflect concept and finished skills in: drawing, problem solving, creative use of colour, communication and 3D/spatial thinking, and a computer generated project displaying skills of digital competency.

Examples of work to consider including in your folio are: illustrations, technical drawings, paintings, graphic designs, photographs, models, sculpture, video, scripting, short stories, and/or 2D and 3D animation.

Provide a brief explanation of no more than 100 words for each piece of work, to help understand its purpose and background.

Prepare your 15 to 20 images of your work as a single PDF or JPEG file (maximum 10MB) or a URL if online (maximum 10MB) or a URL if online.



BP201 » Bachelor of Arts (Fine Art)

Pre-selection kit: 5pm, Thursday 29 September 2016.

Folio presentation (short-listed only):
November or December 2016.

Selection Task:

Pre-selection kit
(rmit.service-now.com/rmit-apply)

The pre-selection kit requires an applicant statement of no more than 250 words outlining what you expect to learn from the fine art degree and any exhibitions you have seen.

You will need to select up to three studio majors, explain your reasons for your first selection and provide up to 9 images of work that addresses your preferred studio majors. They can be a combination of images, video and sound work.

You will also be required to select an additional image, sound or video piece (no more than 5 minutes) and discuss the ideas and processes behind that piece. Files formatted as JPEG (maximum 2MB). Video or Sound provide link to YouTube, Vimeo or SoundCloud (maximum 10 minutes).

C6128 » Advanced Diploma of Visual Arts

C5308 » Diploma of Visual Arts

Pre-selection kit: 5pm Friday 25 November 2016.

Folio presentation (short-listed only):
October or November 2016.

Selection Task:

Pre-selection kit
(rmit.service-now.com/rmit-apply)

The on-line pre-selection kit requires a statement of no more than 250 words outlining your interests and aspirations in relation to visual art; and a folio of up to 8 images of artwork that represents your skills and/or area/s of interest (maximum 10MB.) Files must be formatted as JPEG.



BP203 » Bachelor of Design (Animation and Interactive Media)

Pre-selection kit: 5pm Friday 7 October 2016.

Folio presentation (short-listed only):
November or December 2016.

Selection Task:

Pre-selection kit
(rmit.service-now.com/rmit-apply)

The pre-selection kit comprises a statement of no more than 400 words outlining what interests you about animation and interactive media and a visual story telling task, told in a comic strip sequence, without words and text, based on one of the following themes:

* Electric * Flattery * Stench * Straw

In 9-10 postcard-sized images, tell your story using any hand drawn graphic, collage or photographic means. In images one to eight, develop your story, which then leads to an unexpected, amusing or surprise ending in the final images.

You'll also be required to submit up to 12 printed images of your own work, that demonstrates your creative, conceptual and technical ability.

BP214 » Bachelor of Design (Games)

Pre-selection kit: 5pm Friday 7 October, 2016.

Folio presentation (short-listed only):
November or December 2016.

Selection Task:

Pre-selection kit
(rmit.service-now.com/rmit-apply)

The pre-selection kit requires you to select three areas of games design that interest you from the following and to describe, in no more than 300 words in total, your interest and experience in those areas:

* game criticism and analysis *visual art *game narratives
*character design *environment design *modding and other experimentation *independent games *sound design

Also include a piece of your work which represents one or more of the interest areas selected.



BP115 » Bachelor of Design
(Communication Design)

Pre-selection kit: 5pm Friday 7 October 2016.

Folio presentation (short-listed only):
Late November 2016.

Selection Task:

Pre-selection kit
(rmit.service-now.com/rmit-apply)

The pre-selection kit comprises a statement of no more than 300 words outlining what motivates you and how this feeds in to your work; and provide 6 images of your work with descriptions. When describing your work, explain why you did the work and why that way. Do not tell us what you used to produce it.

AD022 » Associate Degree in Graphic Design
C5316 » Diploma of Graphic Design
C4322 » Certificate IV in Design

Pre-selection kit: 5pm Friday 4 November 2016.

Folio presentation (some): November 2016*

Selection Task:

Pre-selection kit
(rmit.service-now.com/rmit-apply)

The pre-selection kit comprises a statement that details your reasons for wanting to study this program, and a digital folio which contains a variety of art, design or media work relevant to the program you are applying for. It should demonstrate your creative, conceptual and technical ability. Include evidence of how ideas were developed and finished works.

Folio Presentation

A face-to-face session where you will be asked questions about the work in your folio and your creative inspiration.

* If you are required to attend a folio presentation we will contact you via email.



BH115 » Bachelor of Interior Design (Honours)

Pre-selection kit: 5pm Monday 21 November 2016.

Folio presentation (short-listed only):
Monday 5 December - Friday 9 December 2016.

Selection Task:

Pre-selection kit
(rmit.service-now.com/rmit-apply)

The pre-selection kit requires you to prepare a statement of no more than 150 words outlining your interest in interior design, and a statement of no more than 150 words describing of your experience such as employment, voluntary work, etc, and the submission of a design exercise which includes:

1. Provide a piece of your own work that demonstrates your creative abilities. You are free to use any medium including: drawing, illustration, model making or sculpture, photography, collages, painting—anything that you think will express your creativity. Provide a single image. The image must be formatted as JPEG or PDF and must be no larger than 3MB Or provide a URL to your single image if hosted online.
2. In no more than 300 words, discuss the thinking behind the creative piece you selected in Part 1 including the reasons why you selected it.

AD020 » Associate Degree in Interior Decoration
and Design

C5333 » Diploma of Interior Design & Decoration
C4355 » Certificate IV in Interior Decoration

Pre-selection kit: 5pm Friday 4 November 2016.

Selection Task:

Pre-selection kit
(rmit.service-now.com/rmit-apply)

The pre-selection kit requires a statement of no more than 300 words outlining why you want to study Interior Decoration and Design and also a folio of 6-8 images of your work that reflect concept and finished skills in drawing, problem solving, creative use of colour, communication and 3D/spatial thinking and a computer generated project displaying skills of digital competency. Work should be a combination of development and finished work. Provide a statement of no more than 100 words for each piece of work, describing the task and the outcome. Your folio should be presented as a single PDF (maximum 10MB. Your folio of 6 - 8 images must be a single PDF (maximum 10MB), or a URL to a single PDF if online.



BH104 » Bachelor of Industrial Design (Honours)

Pre-selection kit:
5 pm, Thursday 1 December 2016.

Selection Task:

Pre-selection kit
(rmit.service-now.com/rmit-apply)

The pre-selection kit requires a statement of no more than 500 words detailing your experience such as employment, voluntary work, etc, and the submission of a design exercise, which includes:

1. Visualisation: Select a product, service or system that you encounter in daily life that is ineffective and develop a visualization of your design response to change it. You may use illustration, diagrams, story boards, comic illustration, model making (submit photographs only), photomontage, collage, painting—any medium that you think will express these ideas most appropriately. Visualization must be a single page/image and formatted as either JPEG or PDF. File must not exceed 2MB
2. Visualisation statement: Provide a written explanation of the design, its key aims and elements (maximum 200 words);
3. Folio: Provide 3 to 5 projects or activities that demonstrate the breadth and depth of your interests and experiences. This could include projects undertaken within formal study, hobbies, and volunteer or paid work, or indeed any relevant activity that gives an insight into your design capabilities. For each project/activity that you submit you will need to provide a short textual description of the project, its particular context of development and the key activities undertaken. (Maximum 200 words per project). Each project must be presented in a single page and can be a composite of multiple images or a single image. Files must be formatted as JPEG or PDF. For film or sound based provide a URL if online or ensure that the file type is common. Each project file must not exceed 4MB.

AD007 » Associate Degree in Design (Furniture)
C5329 » Diploma of Product Design

Folio Presentation: Wednesday 23 November –
Monday 5 December 2016.

All applicants must telephone (03) 9925 4819 by
5pm Friday 18 November 2016 to book their folio
presentation.

Selection Task:

Folio Presentation

Applicants must supply evidence of their creativity in the form of a folio which contain a variety of art, design or media work relevant to the program you are applying for. It should demonstrate your creative, conceptual and technical ability. Include evidence of how ideas were developed and finished works.

Screen and Media



C4295 » Certificate IV in Screen and Media

Interview: October or November 2016.

C5216 » Diploma of Screen and Media

Pre-selection kit: Thursday 29 September 2016.

Interview (short-listed applicants only):
December 2016

Selection Task:

Pre-selection kit
(rmit.service-now.com/rmit-apply)

The pre-selection kit requires you to respond to a **range of questions** (maximum 150 words per question) and complete a drawing task.

Drawing exercise* - Attach a three-frame story board evoking the word 'persuasion', formatted to fit on an A4 page. Your three drawings* should progressively tell a story. This story should have a beginning, middle and end and be driven by your understanding of the word 'persuasion'. It should be easily understood by an audience. Imagine each frame as a scene in a film and think along the lines of narrative progression. There is to be no dialogue or captioning included in this exercise - it is purely visual narrative.

*This is not a test of your drawing skills, stick figures are fine.

Music and Audiovisual



C4348 » Certificate IV in Live Production and Technical Services

Interview: November or December 2016

Marketing and Advertising



BP219 » Bachelor of Communication (Advertising)

Creative Exercise: Thursday 24 November or Friday 25 November 2016.

Folio presentation (short-listed only): December 6-8, 2016.

Selection Task:

You will be asked to respond to a creative brief. Information on the creative exercise will be emailed to all applicants by 5pm Friday 21 October 2016.

Photography



BP117 » Bachelor of Arts (Photography)

Pre-selection kit: 5pm, Friday 7 October 2016.

Folio presentation (short-listed only): November or December 2016.

Selection Task:

Pre-selection kit (rmit.service-now.com/rmit-apply)

The pre-selection kit requires a **statement** of no more than 150 words outlining why you want to study photography and a 150 word statement about any prior experience you have in photography (for example: work experience, school projects, training, URL directing to any personal work, etc.). Provide a **folio** of your own work (no more than 8 images) compiled into a single PDF document. Write a short statement explaining what influenced you to make these photographs and what ideas you were trying to convey through these photographs.

C5309 » Diploma of Photo Imaging

C4312 » Certificate IV in Photo Imaging

Pre-selection kit: 5pm, Thursday 29 September 2016.

Folio presentation (short-listed only): November or December 2016.

Selection Task:

Pre-selection kit (rmit.service-now.com/rmit-apply)

The pre-selection kit requires a statement of no more than 250 words outlining why you want to study Photo Imaging and a 250 word statement on the exposure, if any, have you had to the photography industry (for example: work experience, school projects, training, personal work, etc.) and a folio of up to 15 images of your best work, demonstrating a range of style and content (maximum of 10MB in total) or a URL if hosted on-line.

RMIT's minimum English language requirements:

If your most recent qualification is the Victorian Certificate of Education (VCE) or Victorian Certificate of Applied Learning (VCAL) you must have:

- » For bachelor degrees– a minimum of 30 in VCE English as an Additional Language (EAL) or a minimum of 25 in any other VCE English study.*
- » For associate degrees– a minimum of 25 in VCE English as an additional language or a minimum of 20 in any other VCE English study.

* except for SNAP applicants. For information about RMIT's SNAP program, search for SNAP on the RMIT website.